

**ROAD TRAFFIC REGULATION ACT 1984**  
**LANCASHIRE COUNTY COUNCIL**  
**(LODGE LANE, ELSWICK, FYLDE BOROUGH)**  
**(RESTRICTED ROAD 30 MPH SPEED LIMIT) ORDER 2013**

The County Council of Lancashire, in exercise of its powers under Section 82 (2) and 83 (2) of the **Road Traffic Regulation Act 1984** as amended ("the Act") and of all other enabling powers, after consultation with the Chief Officer of Police in accordance with Part III of Schedule 9 to the Act, hereby makes the following Order:-

**1. Definitions and Interpretations**

For all the purposes of this Order the terms described in this Article shall have the meanings specified:

- a) "**Vehicle**" means a motor vehicle, a passenger vehicle, a dual-purpose vehicle, a goods vehicle, a motorcycle or an invalid carriage or any other vehicle of any description whether drawn or propelled along a road by animal or mechanical power;
- b) "**Junction**" means on the major road it's intersection with the centre line of the minor road. On a minor road from it's intersection with the centre line of the major road.

**2. (Restricted Road) 30mph Speed Limit will apply**

No person shall drive any motor vehicle at a speed exceeding 30 miles per hour along the length of road set out in the Schedule to this Order. The length of road set out in the schedule to this Order shall become a restricted road as defined in Section 82 of the Road Traffic Regulation Act 1984.

(The effect of this restriction will reduce the national speed limit, where appropriate).

**3. Exemption for special forces**

"No speed limit imposed by this order applies to vehicles falling within regulation 3 (4) of the Road Traffic Exemptions (Special Forces) (Variation and Amendment) Regulations 2011 when used in accordance with regulation 3 (5) of those Regulations".


**4. Commencement of Order**

This Order may be cited as the "Lancashire County Council (Lodge Lane, Elswick, Fylde Borough) (Restricted Road 30mph Speed limit) Order 2013" and shall come into force on the 1<sup>st</sup> July, 2013.

Dated this 26<sup>th</sup> day of June, 2013.

THE COMMON SEAL of the Lancashire County Council was hereunto affixed pursuant to the Scheme of Delegation to Chief Officers

Authorised Signatory

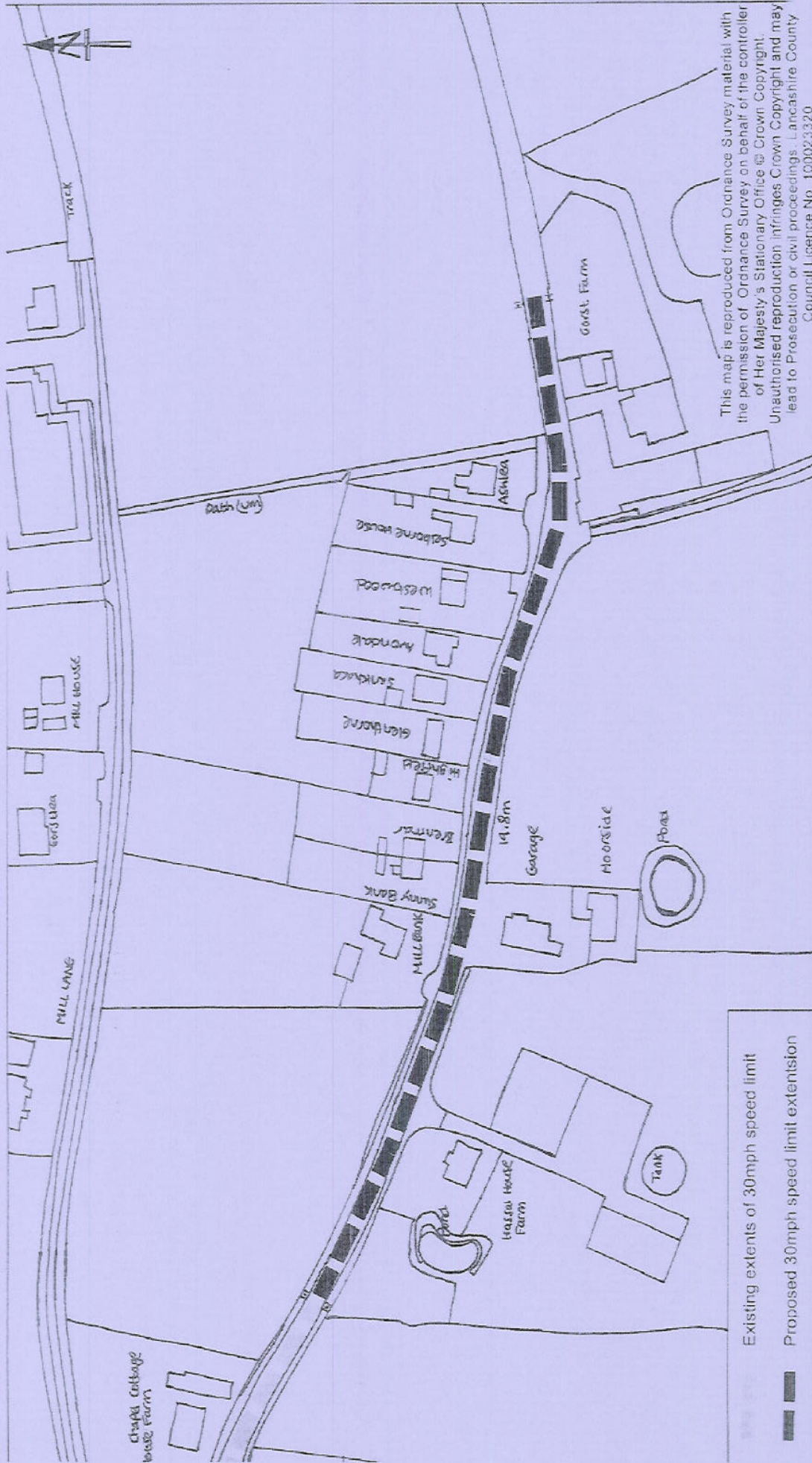



22513



**Schedule – 30 mph Speed Limit (Restricted Road Status)**

Lodge Lane, Elswick, from a point 220 metres south-east of its junction with Roseacre Road, for a distance of 320 metres in an easterly direction.



|   |   |   |  |                             |                           |
|---|---|---|--|-----------------------------|---------------------------|
|  <b>Lancashire</b><br>County Council | <b>Jo Turton</b><br>Executive Director of Environment<br>Lancashire County Council<br>PO Box 100<br>County Hall, Preston<br>PR1 0LD | <b>PROJECT:</b><br>PROPOSED 30MPH SPEED<br>LIMIT EXTENSION<br>LODGE LANE, ELSWICK | <b>TITLE:</b><br>TRO Consultation Plan | <b>DATE</b> Oct 2010        | <b>SCALE</b> Not to scale |
|   |   |   |  | <b>DRAWN BY</b> G Lightbown |                           |
|   |   |   |  | <b>DRAWING No:</b> T5/ELS   | <b>REV</b> ...            |

*ELC*