












<p>Session 1 Date:</p>  <p>Phonic/Word Reading Focus Session</p> 	<p>Book: Your Nose (Big Cat Collins)</p>	<p>Phonic/Word Reading Key Skills (Taken from EYFS LAPs & Year 1 LAPs)</p>	<p>GPCs & Tricky Words Covered (Taken from the text and closely matched to phonic development)</p>	<p>Evaluation</p>	<p>Miscues/Common Errors (Review at the end of Session 1 or the start of Session 2)</p>
<p>Lap 3:</p> <ul style="list-style-type: none"> Read aloud accurately books that are consistent with their developing phonic knowledge (<i>Letters and Sounds</i> Phase 5). Recognise and use the different ways of pronouncing the same grapheme; e.g. c in <i>ice</i> and <i>cream</i>; ch in <i>chef</i>, <i>school</i> and <i>church</i>; ou in <i>could</i>, <i>found</i>, <i>you</i> and <i>shoulder</i>. 		<p>ow /oa/ - blown y /ee/ - very ea /e/ - head a /o/ - want y /igh/ - fly</p> <p>Tricky words: Small what there</p>			
		<p>Focus Vocabulary</p>			
		<p>nostril lungs signal risk</p>			
<p>Session 2 Date:</p>  <p>Fluency and Comprehension Focus Session</p>		<p>Comprehension Key Skills (Taken from EYFS LAPs & Year 1 LAPs)</p>	<p>Key Questions</p>	<p>Evaluation</p>	
<p>Lap 2:</p> <ul style="list-style-type: none"> Recall specific information from non-fiction texts by answering simple oral questions. 	<p>1a: Page 7 – find the word which describes what it is which tells your brain about smells.</p> <p>1b: Tell me two things you have found out about your news</p>				

<p>Session 1 Date:</p>  <p>Phonic/Word Reading Focus Session</p> 	<p>Book: Meet the Dolphins – RR week 22</p>	<p>Phonic/Word Reading Key Skills (Taken from EYFS LAPs & Year 1 LAPs)</p>	<p>GPCs & Tricky Words Covered (Taken from the text and closely matched to phonic development)</p>	<p>Evaluation</p>	<p>Miscues/Common Errors (Review at the end of Session 1 or the start of Session 2)</p>
<p>Lap 3:</p> <ul style="list-style-type: none"> Read aloud accurately books that are consistent with their developing phonic knowledge (<i>Letters and Sounds</i> Phase 5). 		<p>ph /f/ - dolphin ew /oo/ - Andrew oe /oa/ - u /you/ - usual</p> <p>Tricky words: people looked</p>			
		<p>Focus Vocabulary</p>			
		<p>mammals - pod – groups of dolphins dorsal fin – fin on back of dolphin inhabit – live in</p>			
<p>Session 2 Date:</p>  <p>Fluency and Comprehension Focus Session</p>		<p>Comprehension Key Skills (Taken from EYFS LAPs & Year 1 LAPs)</p>	<p>Key Questions</p>	<p>Evaluation</p>	
<p>Lap 3:</p> <ul style="list-style-type: none"> Demonstrate understanding of texts by asking and answering questions related to who, what, where, when, why, how. 	<p>1b: Page 2 – Who did Andrew, Laura and Joe go to visit? Page 5 – How do the mum dolphins feed the baby dolphins? Page 8 – Why might the dolphins need to help the other dolphins in the pod?</p>				

<p>Session 1 Date:</p>  <p>Phonic/Word Reading Focus Session</p> 	<p style="writing-mode: vertical-rl; transform: rotate(180deg);">Book: Celest and the Crystal Bracelet – RR week 13</p>	<p>Phonic/Word Reading Key Skills (Taken from EYFS LAPs & Year 1 LAPs)</p>	<p>GPCs & Tricky Words Covered (Taken from the text and closely matched to phonic development)</p>	<p>Evaluation</p>	<p>Miscues/Common Errors (Review at the end of Session 1 or the start of Session 2)</p>
<p>Session 2 Date:</p>  <p>Fluency and Comprehension Focus Session</p>		<p>Lap 3:</p> <ul style="list-style-type: none"> Read aloud accurately books that are consistent with their developing phonic knowledge (<i>Letters and Sounds Phase 5</i>). Recognise and use the different ways of pronouncing the same grapheme; e.g. c in <i>ice</i> and <i>cream</i>; ch in <i>chef, school</i> and <i>church</i>; ou in <i>could, found, you</i> and <i>shoulder</i>. <p>ch: school Chris celery c: Celest bracelet y: crystal y: magnifying ea: weapon e: secret i: find ey: grey g: ginger u: cucumber</p> <p>Tricky words: Oh their Mrs called where who laughed different friends once please</p> <p style="text-align: center;">Focus Vocabulary</p> <p>telescope necklace unhooked</p>	<p>Comprehension Key Skills (Taken from EYFS LAPs & Year 1 LAPs)</p> <p>Lap 3:</p> <ul style="list-style-type: none"> Demonstrate understanding of texts by asking and answering questions related to who, what, where, when, why, how. 	<p>Key Questions</p> <p>1b: retrieval</p> <p>On page 4, name four things which Celest and Chris found in the room.</p> <p>On page 7, what was Celest and Chris' first test – what did they have to do?</p> <p>1d: inference</p> <p>On page 10, why do you think Celest felt disappointed?</p>	<p>Evaluation</p>

Session 1 Date:		Phonic/Word Reading Key Skills (Taken from EYFS LAPs & Year 1 LAPs)	GPCs & Tricky Words Covered (Taken from the text and closely matched to phonic development)	Evaluation	Miscues/Common Errors (Review at the end of Session 1 or the start of Session 2)	
 <p>Phonic/Word Reading Focus Session</p>	<p>Book: Volcanoes – RR week 25</p>	<p>Lap 3:</p> <ul style="list-style-type: none"> • Read words containing <i>-s, -es, -ing, -ed, -er, -est</i> endings. • Split two and three syllable words into the separate syllables to support blending for reading, e.g. <i>farmyard, playground, September, Saturday, internet, animal, Africa.</i> 	<p>-s: volcanoes -es: houses -er: crater -ing: warning growing -est: tiniest -ed: burned discovered</p> <p>Tricky words: there people again called through many because</p>			
			<p>Focus Vocabulary</p>			
			<p>they're lava crater magna dormant extinct erupt earth earthquakes volcanologist plumes</p>			

ession 2 Date:	Comprehension Key Skills (Taken from EYFS LAPs & Year 1 LAPs)	Key Questions	Evaluation
 <p>Fluency and Comprehension Focus Session</p>	<p>Lap 3:</p> <hr/> <ul style="list-style-type: none"> Recall specific information from non-fiction texts. <hr/> <ul style="list-style-type: none"> Use parts of text to find information, e.g. <i>titles, contents page and labelled diagram.</i> 	<p>1a – vocabulary On page 4, which word describes how fast the lava travels?</p> <p>1b – retrieval What does the diagram on page 3 show the reader?</p> <p>On page 9, it says that volcanoes which not erupting are called what? (two words)</p> <p>What is a volcanologist (page 12)?</p>	