

Lancashire
Early years

Let's Learn at Home


Fun things to
do in Spring



lancashire.gov.uk





Children under 3 years old



What do we need?

- Practical clothing for the outdoors
- Find outdoor spaces where you might see signs of Spring/new life
- Make time to tune in to your young child's senses
- Nature books with images of plants or animals
- Blanket or picnic rug
- Picnic basket - plan time to have a picnic outside



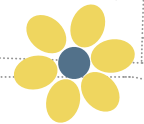
What do we do?

Tune in to your young child's senses.

Look out for:

- Something to smell (flowers, herbs)
- Something to touch (grass, bark on a tree)
- Something to hear (sounds of the animals in the fields and sky)
- Something to see – try lying on your picnic rug and look up at the trees and the sky

Draw attention to the environment around your child. Say aloud what you see (e.g. bird, tree, flower). If your child is a little older, try extended their language ('The bird is on the branch' or 'The bird is flying high')



What are we learning?

- Your child will learn new words
- Your child's senses will be stimulated through these outdoor experiences which will help their brain to grow
- Your child will smile as they see familiar and interesting new things
- Your child is learning to pay attention to the sounds around them
- Your child might pick up, handle and investigate objects

Children 3 to 5 years old



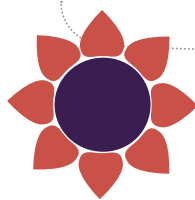
What do we need?

- Practical clothing for the outdoors
- Find outdoor spaces where you might see signs of Spring/new life
- Resources to grow cress: [Grow cress with children / RHS Gardening](#)
- Food for the ducks – sweetcorn, lettuce, oats, peas, rice etc: [What to feed ducks | BBC Good Food](#)
- Boiled eggs and paints to create different coloured and patterned eggs

What do we do?

Challenge your child to learn in Spring!

- Find a rainbow
- Go on a walk and look for a lamb or calf – talk about new life
- Grow some cress
- Feed the ducks – find out what ducks like to eat
- Go on an egg treasure hunt – hide eggs in different places outside (use mathematical language to describe the position of the eggs when you find them 'under', 'over', 'next to', 'behind' and 'on top of')



What are we learning?

- On walks, your child is learning to notice details of the world around them
- Children will learn to observe new life and how animals or plants change and develop
- On a treasure hunt, children will understand and use the language of position (e.g. 'under', 'behind')
- While outdoors with your children, extend their vocabulary and understanding of what they see. Use open-ended questions such as 'I wonder...' or 'What would happen if...?'

Lancashire
Early years

