

Prepositions of place

Match the preposition to the picture. Use the PowerPoint to help.



1



2



3



4

| | | | |
|------|---------|-------|-------------|
| on | next to | under | behind |
| near | between | | in front of |




5



6



7



8

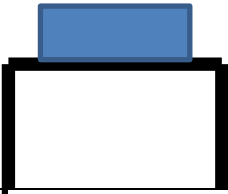
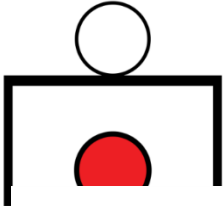



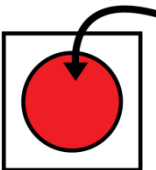

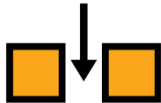
Write sentences for the pictures.

1. The cat is the table.
2. The cat is the girl's head.
3. The huts are each other.
4. The girls are
5. The woman is
6. The car is
7. The bird is
8. The dog is



Ethnic Minority Gypsy Roma Traveller Achievement



| | |
|---|-------------|
|  | on |
|  | under |
|  | next to |
|  | behind |
|  | in front of |
|  | in |
|  | near |
|  | between |



Ethnic Minority Gypsy Roma Traveller Achievement



Activities

1. Cut out the cards, mix them up and match the picture to the word.
2. Use the word cards and a toy. Turn over a card and put the toy in the correct place, e.g. if the card says 'on', put the toy on top of something.
3. Put up a barrier between yourself and your partner so you can't see what the other person has. One of you has the word cards, one has the pictures. The person with the words makes a pattern using the word cards, e.g. *under, on, between* and calls it to their partner. The other person makes the same sequence with the picture cards. Check that you both have the same pattern. You can swap so that the person with the pictures calls out the pattern.
4. Use the word cards and a toy. One person leaves the room. The other hides the toy. The first person comes back. The 'hider' shows them a clue - one of the prepositions. e.g. 'under' (the toy is hidden under something). The 'finder' uses the clue word to hunt for the toy. When the finder finds it, he/she should say a sentence to explain where it was, e.g. 'The toy was under the chair.'



Ethnic Minority Gypsy Roma Traveller Achievement

